



Contents

2020

2

4

15

19

24

25

4.0

26



教育周刊
EDUCATION WEEKLY





3000

2025

4000

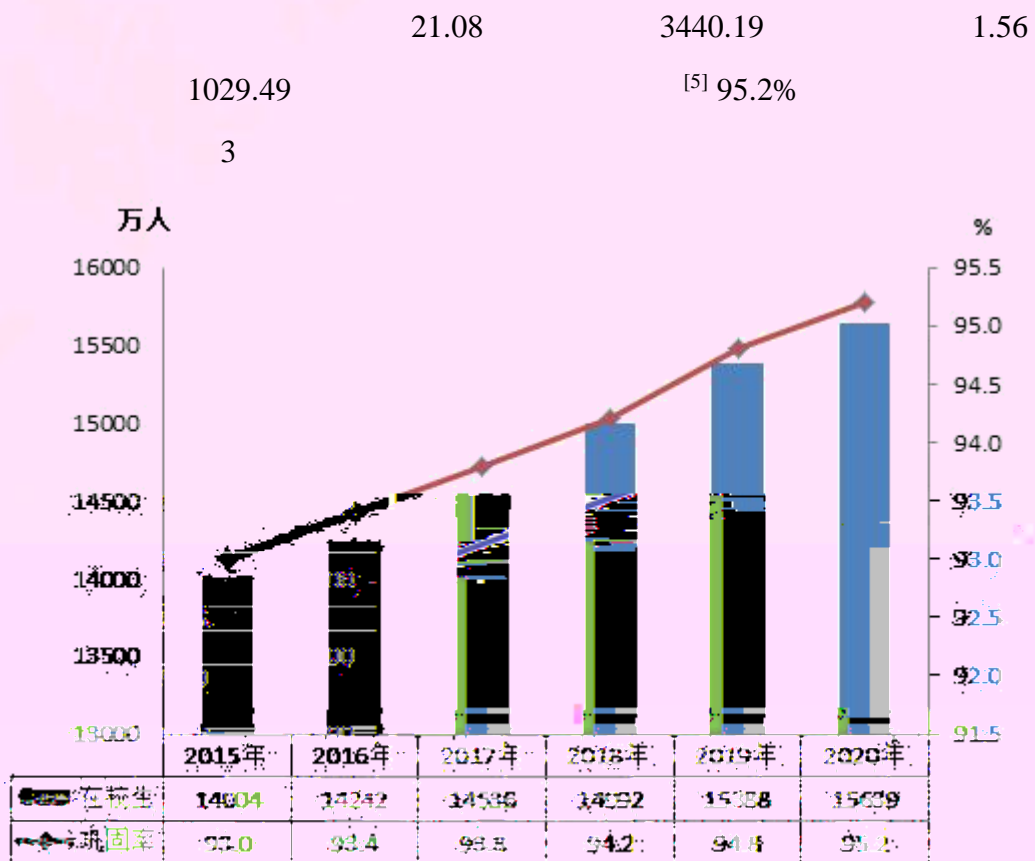
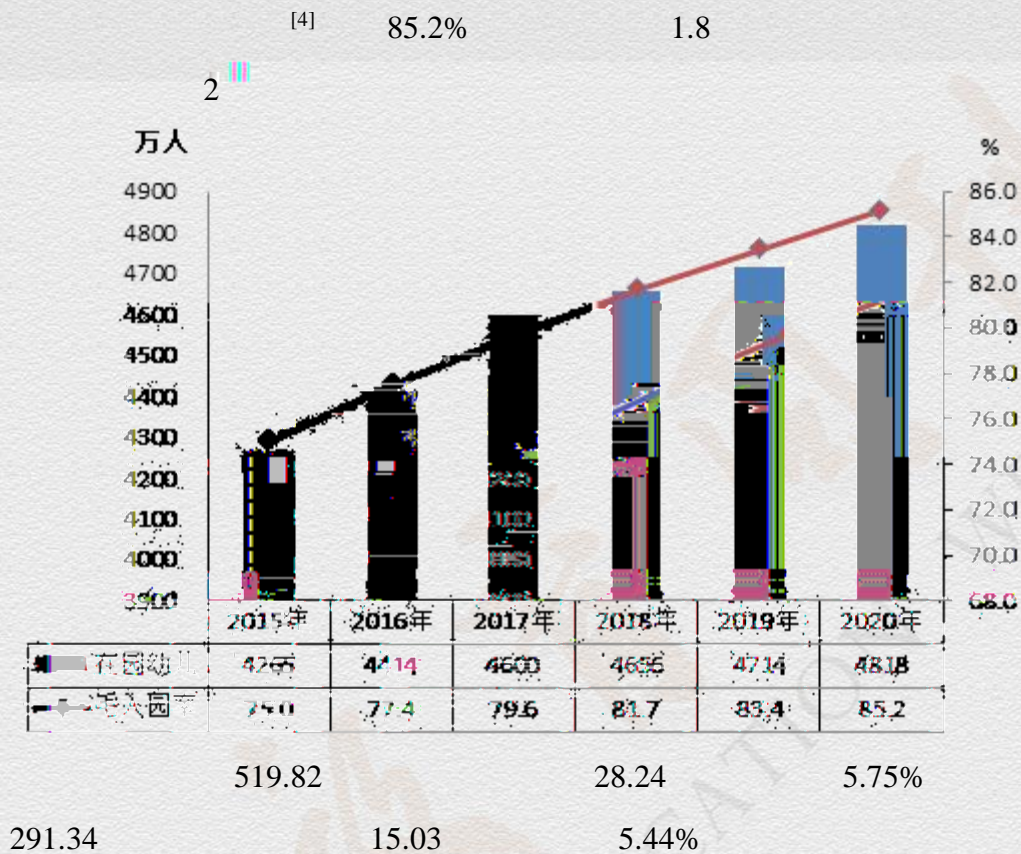
20



2020

2021-8-27







1.

15.80 2169 1.35%

9.03 0.62 1808.09

60.95 3.26% 10725.35 164.12

1.55% 1640.32 7.58 0.46%

[6] 99.96%

[7] 596.63 11.37 , 1.94%

[8] 643.42 16.51 2.63%

[9] 99.98% 16.67:1

1

	学校数 (所)	教职工数(人)	专任教师数(人)
普通小学	157979	5946300	4434170
其中：小学	157979	5946300	4434170
九年一贯制学校	—	—	742110
十二年一贯制学校	—	—	99964
小学教学点(不计校数)	90295	379967	358215

84577.25

2990.92

[10]

92.04%

96.67%

96.39%

96.27%

95.96%

286.05

5.26

56 65

3.21

7.01

1.12%

2.52

66

923

5462

0.03%

0.20

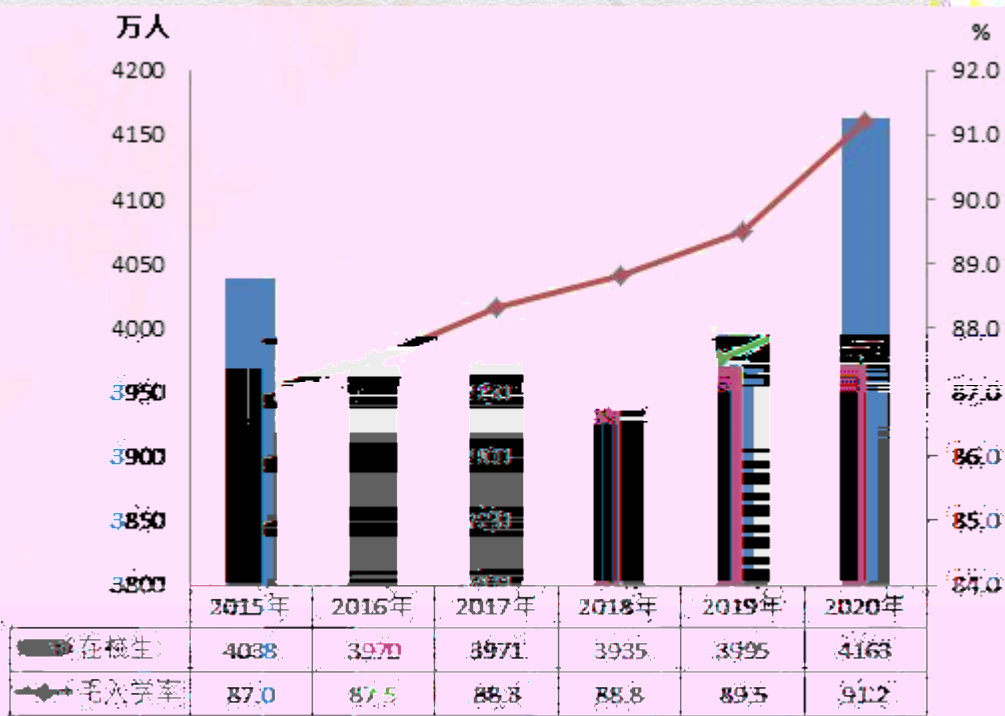
2.



	5.28	10	390
0.74%	1632.10	6.75	0.41%
4914.09	86.95	1.80%	1535.29
	81.20	5.58%	[4] 102.5%
	450.31	15.27	, 3.51%
[11] 386.07	11.33	3.02%	
99.89%			



	2244	52	2.37%
	6.62	0.38	6.11%
[13]	14.90	0.48	
3.35%	88.08	8.62	10.85%
	4211	0.48%	
43.58		49.47%	[14] 20.26
	23.00%		
[15]			
	2.45	82	0.34%
1521.10	81.24	5.64%	4163.02
	168.12	4.21%	91.2%
1.7			
	4		



1.



1.42 271 876.44
 36.95 4.40% 2494.45 80.15
 3.32% 786.53 2.72 0.34%
 294.87 11.50 4.06%
 193.32 7.40 3.98% 12.90:1
 98.79% 0.17
 3

	学校数 (所)	教职工数 (人)	专任教师数(人)
普通高中	14235	2948694	1933228
其中：完全中学	5353	1112287	566062
高级中学	7202	1422998	1268407
十二年一贯制学校	1680	413409	98759

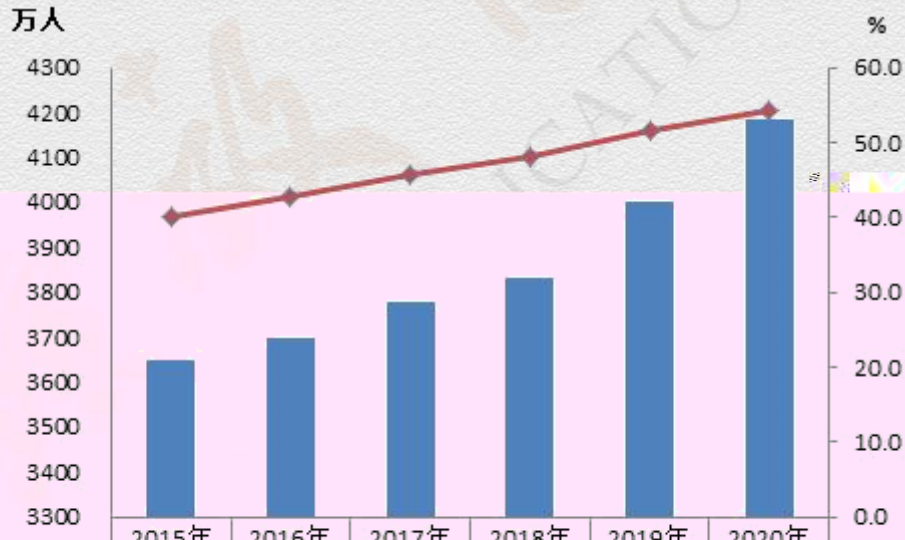
60050.11

3261.55

93.05% 95.10%
 94.31% 94.41% 94.91%
 2.
 326 7 5.20
 3.95 2361 1769
 3. [16]
 9896 182 644.66
 44.30 7.38%
 42.38% 1663.37 86.90 5.51%
 39.96% 484.87 8.60
 1.74%
 108.30 0.98 0.91%
 85.74 1.45 1.72% 19.54:1



92.92% 0.31
 [17] 30.87% 0.29
 2738 50 1270
 21 5 1468
 45 265 3
 827 594 233
 [18] 4183 181
 54.4% 2.8
 [19] 11982 15749 8723



	2015年	2016年	2017年	2018年	2019年	2020年
在学总规模	3647	3699	3779	3833	4002	4183
毛入学率	40.0	42.7	45.7	48.1	51.6	54.4

[20] 110.66 19.00 20.74%
 11.60 99.05 313.96
 27.59 9.63% 46.65 267.30
 72.86 6.62 66.25
 967.45 52.55 5.74%
 3285.29 253.77 8.37% 797.20



38.67 5.10% 46.28
 61.79
 4

363.76 61.55 20.37%
 777.29 108.73 16.26% 246.96
 33.82 15.87%
 277.91 10.63 3.69%
 846.45 11.39 1.33% 272.25
 39.94 17.19%

266.87 10.20 3.97%
 183.30 9.28 5.34% [21]
 18.37:1 17.51:1 20.28:1
 3.25 3613 1.90
 1690
 92034.13 2785.40
 3.12% 13260.79
 58.32 28.77
 16522.36



819.32	16.80	5280	3.05%	2378.55
270.89	85.36	9.44%	10.22%	
21.13	6187	41	0.66%	145.20
	13.85	8.71%	966.03	
	2.24%			
	6041	248	4.28%	243.67
	0.57	0.23%	718.96	31.56
	4.59%			
	3694	267	7.79%	153.39
	17.53	12.91%	401.29	
41.61	11.57%			
	[22] 1953	32	1.61%	
101.46	11.46	12.74%	249.40	

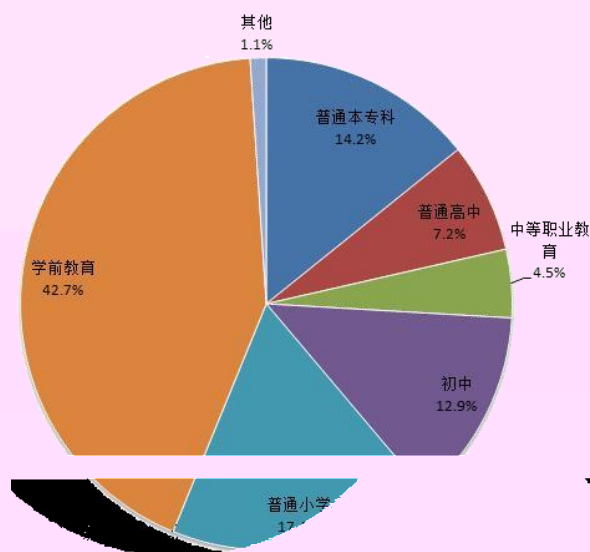
25.04 11.16%

771 (241) 15

236.07 16.38 7.46% 791.34

82.51 11.64% 1260 2556

6





[1]



[2]

[3]

[4]

100%

[5]

[6]

[7]

[8]

[9]

[10]

2008 5

[11]





[12]

[13]

[14]

[15]

[16]

[17]

[18]

[19]

[20]

[2016]2

2017

[21]

[22]

2021-8-18



90%

2020

130

200

3000

VIE

2020

8.4

2021

49

4.9

10

2005

600

200

2021

10



教育周刊
EDUCATION WEEKLY



1

8

2050

90 00

10

20





50 50



2.3

7000

1200

300





2021-8-23 :

9

2021



2000

7

3

7

EDUCATION WEEKLY

2.4

5.8

1.5

3.4

8500

2018

307

72

1.3

3



36

70%

40

20

2020

2020



13

47

2020 12


5

2025

10

2020 4





2020



80

80

8

500

继续教育周刊
EDUCATION WEEKLY





教育周刊
EDUCATION WEEKLY





[https://kns.cnki.net/kcms/detail/detail.aspx?dbcode=CJFD&dbname=CJFDLAS
T2021&filename=JYYZ202109004&uniplatform=NZKPT&v=syeFHd3gvmyN6YS
WGMJ5JuvVUeBjJ0eYZskCJy9icWIIZ0Hh44wh1o%25mmd2B79RjGbpPbP](https://kns.cnki.net/kcms/detail/detail.aspx?dbcode=CJFD&dbname=CJFDLAS
T2021&filename=JYYZ202109004&uniplatform=NZKPT&v=syeFHd3gvmyN6YS
WGMJ5JuvVUeBjJ0eYZskCJy9icWIIZ0Hh44wh1o%25mmd2B79RjGbpPbP)

4.0

4.0

4.0

4.0

G720

[https://kns.cnki.net/kcms/detail/detail.aspx?dbcode=CJFD&dbname=CJFDLAS
T2021&filename=CRJY202106002&uniplatform=NZKPT&v=zLVhAf%25mmd2B1
wdTgbOrlQCvU%25mmd2BBnVZa9UWKqabhffk0TnkYqHIy%25mmd2FISUs8NF
SlnRs4qcKi](https://kns.cnki.net/kcms/detail/detail.aspx?dbcode=CJFD&dbname=CJFDLAS
T2021&filename=CRJY202106002&uniplatform=NZKPT&v=zLVhAf%25mmd2B1
wdTgbOrlQCvU%25mmd2BBnVZa9UWKqabhffk0TnkYqHIy%25mmd2FISUs8NF
SlnRs4qcKi)